

CDMA/GSM/DCS/PCS/UMTS Directional

Frequency range	806—960MHz	1710—2170MHz
Polarization	X	X
Gain	15 dBi	18dBi
Horizontal beamwidth	65°	65°
Fixed electrical downtilt	0° /3° /6°	0° /3° /6°

Electrical Model: CR-DD10X457FXX-4

Frequency range (MHz)	806-896	880-960	1710-1880	1880-1920	1920-2170
Polarization (°)	±45				
Gain (dBi)	15	15.5	17.5	17.8	18
Beam width (Horizontal) (°)	67	63	68	65	60
Beam width (Vertical) (°)	14	13	7	6.5	6
Front-to-back ratio (dB)	≥25				
Cross-polar ratio at 0° (dB)	≥15				
Cross-polar ratio at ±60°(dB)	≥10				
First upper sidelobe level(dB)	≤-16				
Electrical downtilt (°)	0/3/6				
Impedance (Ω)	50				
VSWR	≤1.4				
Isolation (dB)	≥30				
IM3 (2×20W) (dBm)	≤-107				
Max. power (W)	500				
Lightning Protection	DC grounded				

CDMA/GSM/DCS/PCS/UMTS Directional

Frequency range	806—960MHz	1710—2170MHz
Polarization	X	X
Gain	15 dBi	18dBi
Horizontal beamwidth	65 °	65 °
Fixed electrical downtilt	0° /3° /6°	0° /3° /6°

Mechanical

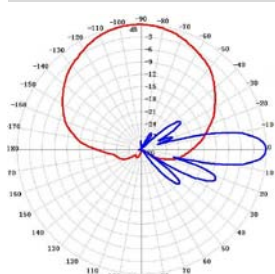
Input	4×7/16 DIN Female	
Antenna sizes (L/W/H)(mm)	1490×265×145	
Packing sizes (L/W/H)(mm)	1785×325×230	
Antenna weight (kg)	14	
Mounting bracket weight (kg)	4	
Packing weight (kg)	20.5	
Radome material	UPVC	FRP
Color (PANTONE)	427U	Gray 2U
Mounting pipe dia. (mm)	50 ~ 110	



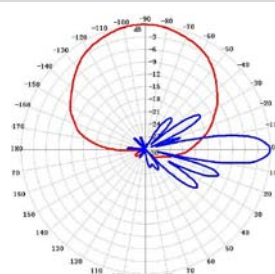
Environmental

Operating temperature (°C)	-40 ~ +60
RH % (°C)	≤95 (30)
Max. wind velocity (km/h)	210

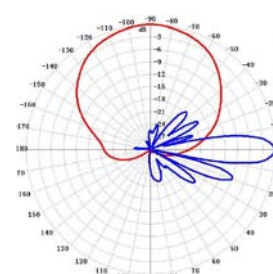
Patterns



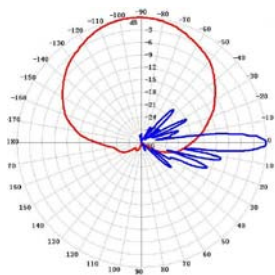
806MHz



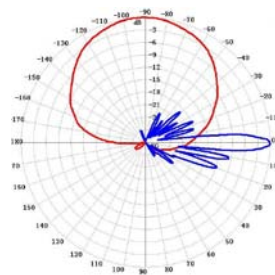
880MHz



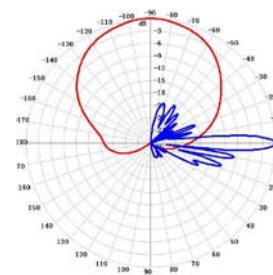
960MHz



1710MHz



1880MHz



2170MHz